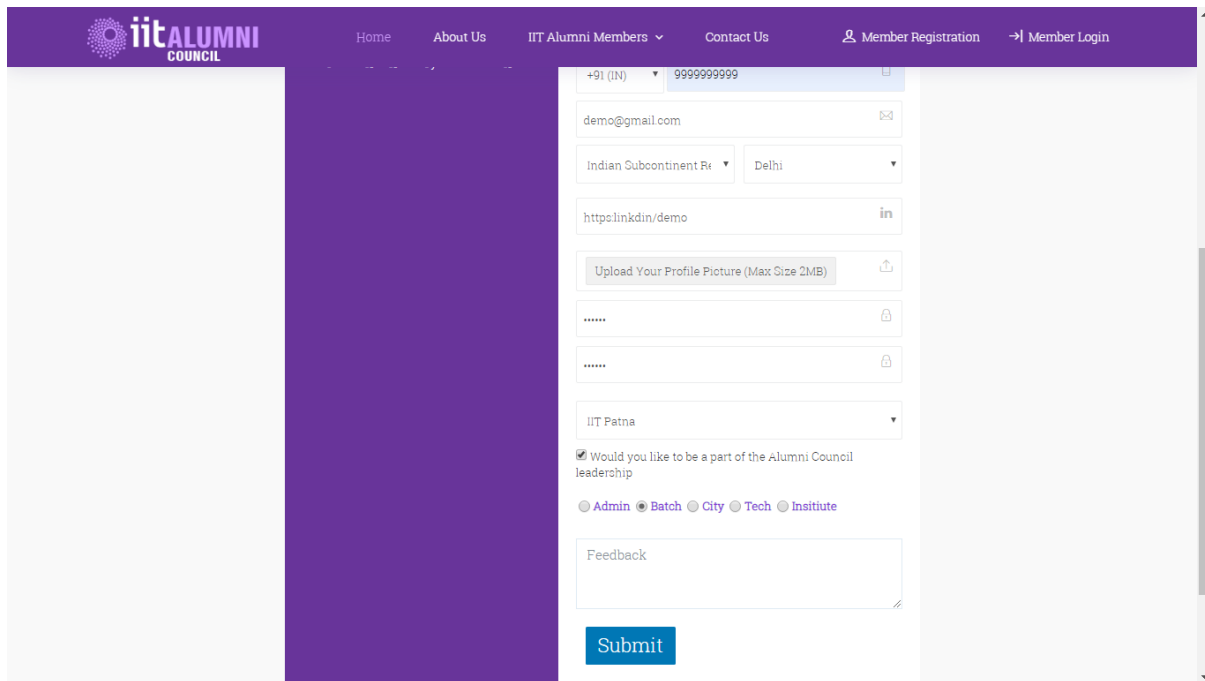


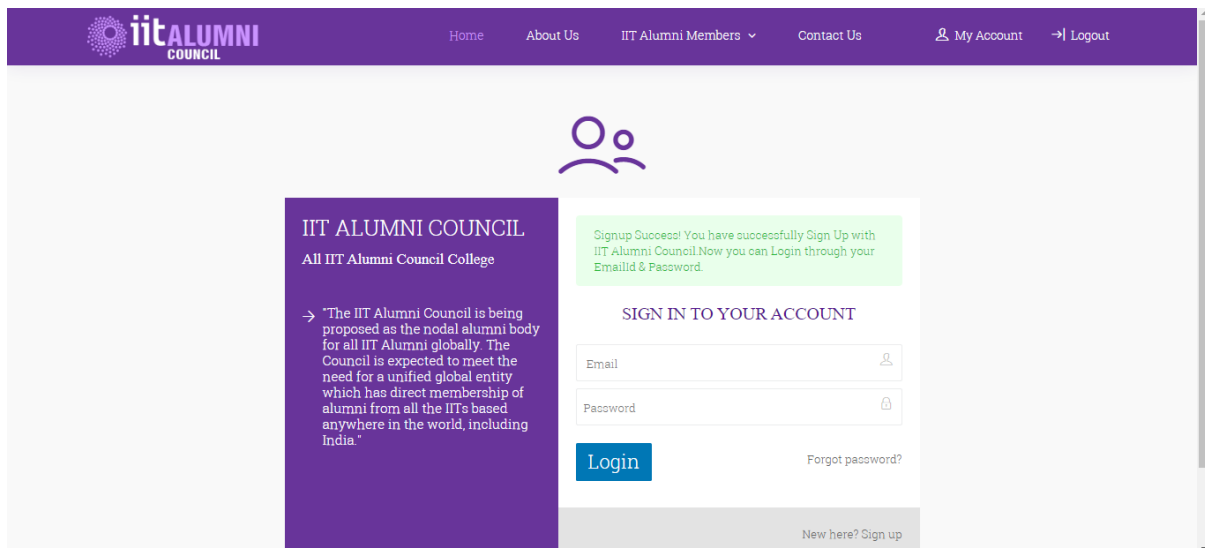
Steps of Registration



The screenshot shows the registration form on the IIT Alumni Council website. The form includes the following fields and options:

- Phone Number: +91 (IN) 9999999999
- Email: demo@gmail.com
- Indian Subcontinent Region: Delhi
- LinkedIn Profile: http://linkedin.com/demo
- Profile Picture: Upload Your Profile Picture (Max Size 2MB)
- Password: Two masked password fields.
- Institution: IIT Patna
- Leadership: Would you like to be a part of the Alumni Council leadership
- Role: Admin (selected), Batch, City, Tech, Institute
- Feedback: A text area for user feedback.
- Submit: A blue button to complete the registration.

- Fill the registration form with all the required details and select the data as per the input box.
- Press Submit

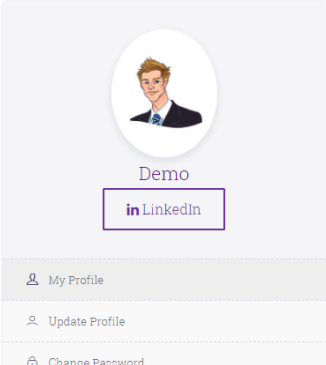



The screenshot shows the login page on the IIT Alumni Council website. The page features a purple header with the IIT Alumni Council logo and navigation links. The main content area includes a purple sidebar with the council's name and a description, and a white login form with the following elements:

- Signup Success: A green message box stating "Signup Success! You have successfully Sign Up with IIT Alumni Council. Now you can Login through your Emailid & Password."
- Sign In to Your Account: A heading for the login section.
- Email: A text input field with a user icon.
- Password: A text input field with a lock icon.
- Login: A blue button to access the account.
- Forgot password?: A link to recover the password.
- New here? Sign up: A link for new users.

- You'll be redirected to the login page, kindly use your *email* as username and your *password* to login.

HELLO! DEMO




Demo
[in LinkedIn](#)

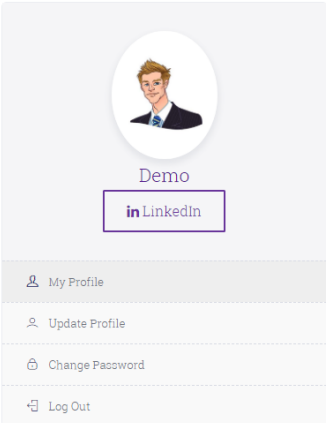
[My Profile](#)
[Update Profile](#)
[Change Password](#)


My Profile

Name:	Demo
IIT Alumni Council College:	Indian Institute of Technology, Patna (FTN)
Year of Passout:	2018
Qualification:	B-Tech
Mobile No.:	+91-9999999999
Email ID:	demo@gmail.com

[Update Profile](#) →

- After login your member dashboard will appear, now you can edit your details with this dashboard.





Demo
[in LinkedIn](#)

[My Profile](#)
[Update Profile](#)
[Change Password](#)
[Log Out](#)

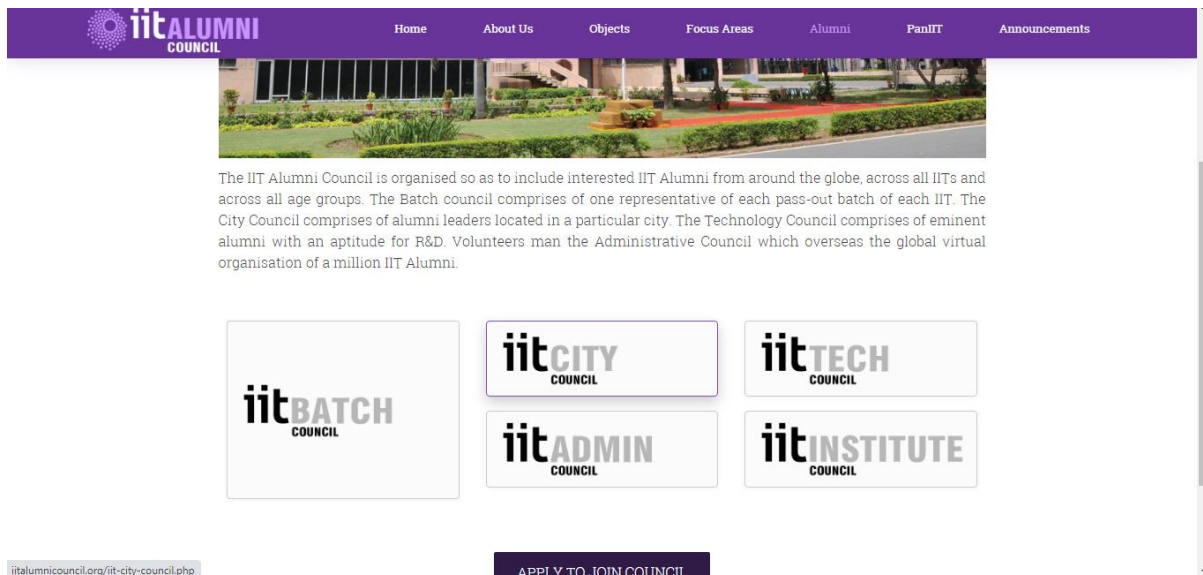
My Profile

Name:	Demo
IIT Alumni Council College:	Indian Institute of Technology, Patna (FTN)
Year of Passout:	2018
Qualification:	B-Tech
Mobile No.:	+91-9999999999
Email ID:	demo@gmail.com

[Update Profile](#) →




- To check your member tile kindly go onto <http://iitalumnicouncil.org/>



- Then click on *Alumni* section and then go to *iitBatch council*.

COUNCIL MEMBERS

The IIT Alumni Council is primarily constituted from representatives of each batch of each IIT.



- Now select your respective IIT



BATCH COUNCIL MEMBERS

The IIT Alumni Council is primarily constituted from representatives of each batch of each IIT.



- Then select your batch year, in this section you'll find your member tile.



BATCH ALUMNI

IIT Alumni have been categorized in the database by IIT, year of passout, branch, hostel and city of residence. The Alumni from our batch are listed below.

